



Announcements

(Forum)

Contents

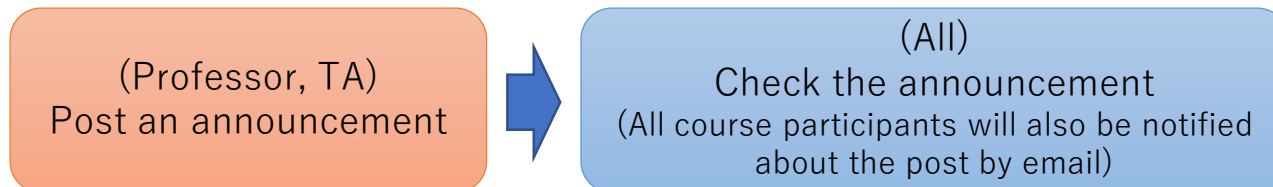
Item	Content	Page
1	Announcements Overview	P3
2	Post Announcements	P4
3	Checking Announcements & Notifications	P5
4	Send Announcements to a Specific Group Only	P6

Announcements Overview

- The announcements feature is already set up in the course from the beginning, and it can be used to post announcements within the course
 - Posts will also be sent to the APU email address of all course participants
 - Only professors and TAs can make posts (Students cannot make posts/reply to posts)
- Select “Announcements” at the top of the course page
 - This feature cannot be recovered once deleted
 - Do not change the settings



Overview of Using Announcements



Post Announcements

FORUM
Announcement/アナウンスメント

Forum Settings Advanced grading Subscriptions Reports

General news and announcement
一般ニュースおよびアナウンスメント

Search forums

Separate groups: All participants

Subject: - Required

Message: - Required

Click on "Add discussion topic"

Advanced Settings

Use the "advanced" editor if you want to attach files, edit the display period, change the notification settings, etc.

Click on submit after checking there are no issues with the post

Add discussion topic

Your new discussion topic

Subject:

Message:

Discussion subscription: Discussion subscription

Attachment:

Maximum file size: Unlimited, maximum number of files:

Pinned

Send forum post notifications with no editing-time delay

Post a copy to all groups

Group: All participants

Display period

Display start: enable 20 - December - 2023 - 16 - 46 -

Display end: enable 20 - December - 2023 - 16 - 46 -

Tags

Manage standard tags
No selection

Enter tags...

Attached files

Select if you want to pin the post at the top

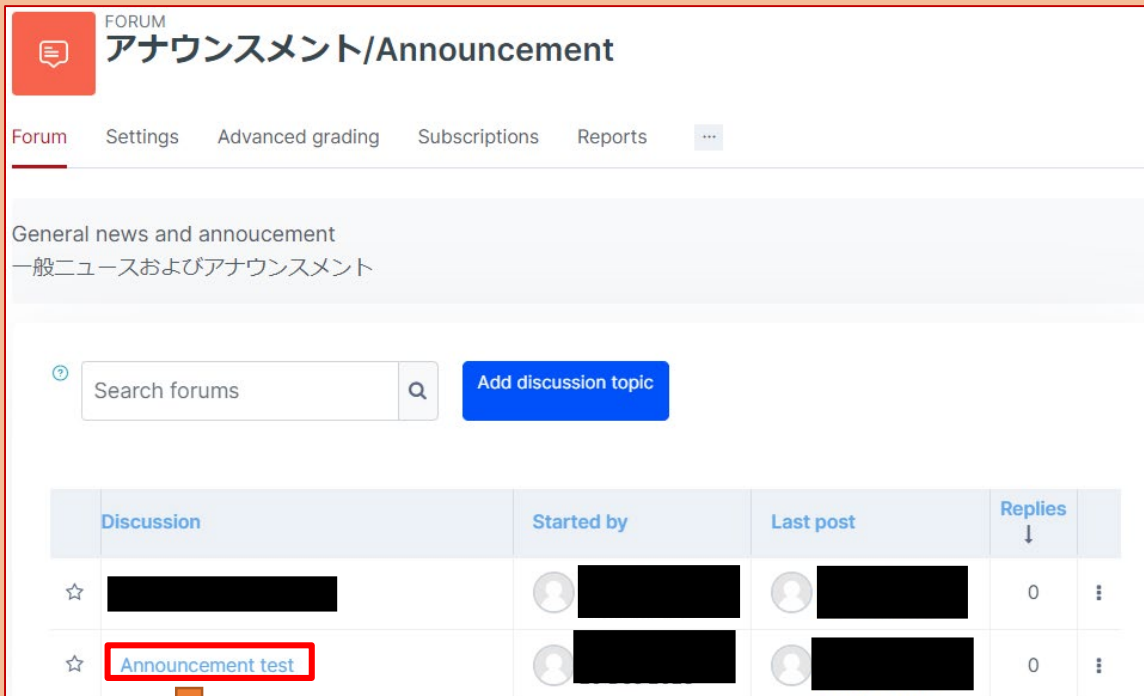
Do you want to send the post notification immediately? (Do you want a 30-minute editing window after posting?)

Set how long the post will be displayed for

If you want to add tags to your post (Write the tag here and hit enter)

Checking Announcements & Notifications

Check the Announcement You Posted



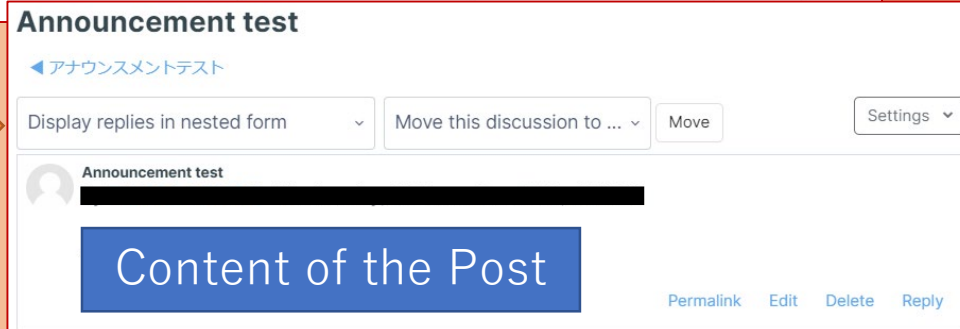
FORUM
アナウンスメント/Announcement

Forum Settings Advanced grading Subscriptions Reports ...

General news and announcement
一般ニュースおよびアナウンスメント

Search forums Add discussion topic

Discussion	Started by	Last post	Replies ↓
☆ [Redacted]	[Redacted]	[Redacted]	0
☆ Announcement test	[Redacted]	[Redacted]	0



Announcement test
← アナウンスメントテスト

Display replies in nested form Move this discussion to ... Move

Announcement test
[Redacted]

Content of the Post

Permalink Edit Delete Reply

Notification Email Sent to APU Email Address (Outlook)



[Redacted] (APU LMS) <noreply@lms.apu.ac.jp>
Course Name: Title of Post

宛先 [Redacted]

Clicking here takes you to the page on Moodle

» [Forums](#) » [Announcement/アナウンスメント](#) » [Announcement Test](#)

[Is](#) **Content of the Post**

[Reply](#)
[See this post in context](#)

[Change your forum digest preferences](#)

Send Announcements to a Specific Group Only

Go to "Settings", select "Separate groups" for "Group mode" under "Common module settings", and save

Students who do not belong to the group you select will not be able to see the post

FORUM アナウンスメント/Announcement

Forum **Settings** Advanced grading Subscriptions Reports ...

Updating: Forum

Common module settings

Availability

ID number

Force language

Group mode

Grouping

Add group/grouping access restriction

FORUM アナウンスメント/Announcement

Forum Settings Advanced grading Subscriptions Reports ...

General news and announcement
一般ニュースおよびアナウンスメント

Search forums

Separate groups

Subject

Message

Advanced

Select the group you want to send the announcement to

Your new discussion topic

Subject

Message

Attachment

Group