

May 2023 | IR Team, Office of the President



Ritsumeikan Asia Pacific University Graduation Survey

Basic Summary Report AY2022

Table of Contents

SURVEY SUMMARY	2
PURPOSE OF THE SURVEY	2
SUBJECT OF THE SURVEY	2
SURVEY METHODOLOGY	2
SURVEY PERIOD	2
MAIN SURVEY ITEMS	2
STATUS OF COLLECTION	2
RESPONSE STATUS	3
MATTERS RELATED TO GROWTH AND ACQUIRED SKILLS	3
WHILE IN APU	5
LEVEL OF SATISFACTION WITH APU	6
CAREER OPPORTUNITIES AFTER GRADUATION	6

Survey Summary

Purpose of the Survey

We will survey graduates on their sense of growth and satisfaction with university life at the time of graduation, as well as their English language skills and career paths, in order to grasp the actual status of students, verify educational outcomes, understand the current status of issues, and link these to activities for improvement.

Subject of the survey

Undergraduate students who graduated in AY2022 (September 2022 and March 2023) 1,132

Survey Methodology

Online survey via the Internet (name provided)

Survey period

September 2022 graduates: September 2022, March 2023 graduates: March 2023

Main survey items

- ① Issues related to growth (sense of growth)
- ② Acquired competencies
- ③ Ability of Language Operation
- ④ Relationships while in school (number of friends of other nationalities)
- ⑤ Experience of traveling abroad
- ⑥ Sense of belonging and satisfaction with the university
- ⑦ Career Opportunities after Graduation
- ⑧ Satisfaction with career path

Status of collection

The survey was conducted to 1,132 respondents, of whom 724 responded (64% response rate).

The breakdown by college and domestic and international students is shown on the right. There is no significant bias by respondent demographics.

Summary

	Domestic	Internatio..	総計
2209	63/96	242/361	305/457
2303	283/493	136/182	419/675
総計	346/589	378/543	724/1,132

Summary(Domestic/International)



Summary(College)

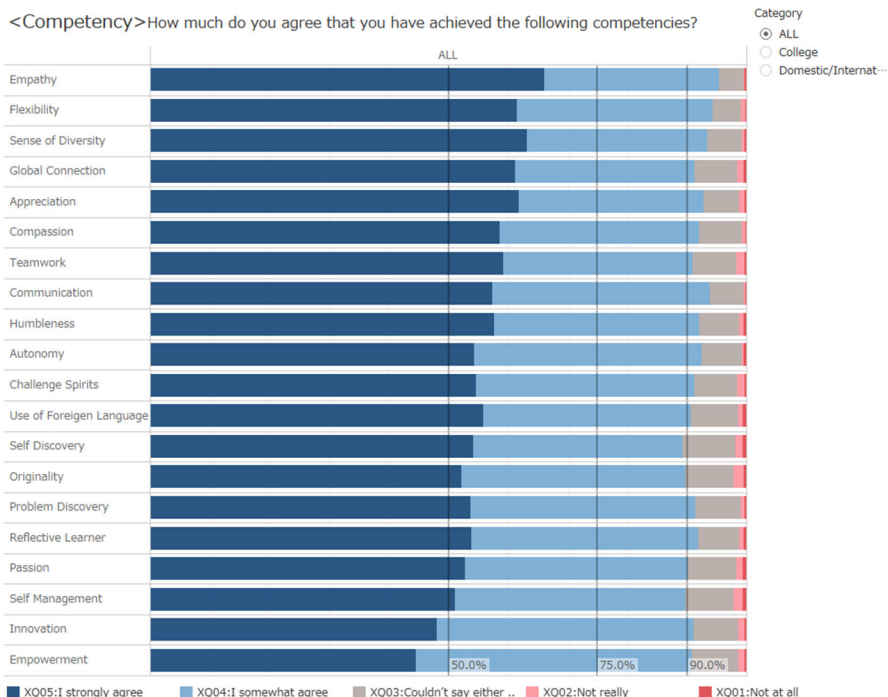


Response Status

Issues related to growth and acquired skills

Acquired competencies

The following are the results of a 5-point scale (from "very much" to "not at all") regarding the qualities and abilities acquired during student life at APU, according to the 20 competencies of the APU Rubric. Positive opinions exceeded approximately 90% in all competencies. The competencies that received the most positive responses were "empathy," "flexibility," and "understanding diversity," with 66.2% of respondents saying that they had "acquired a great deal" of empathy.

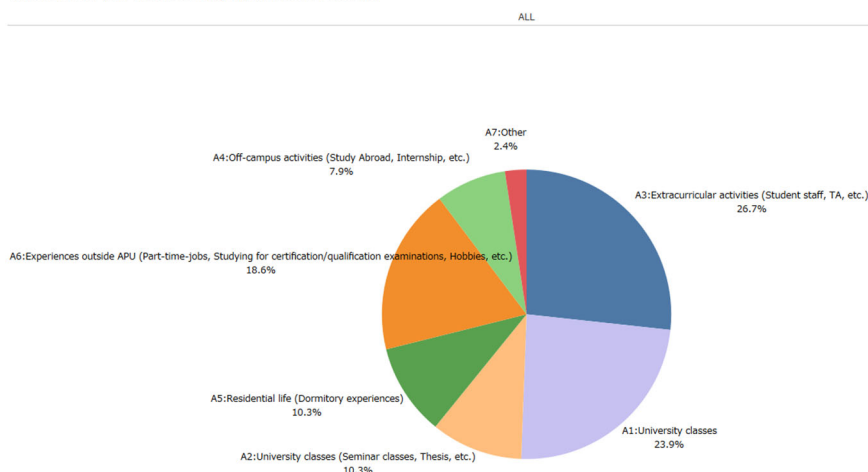


Experienced a sense of growth

The question was asked, "What is the experience that has given you the greatest sense of growth throughout your student life?" The following are the results of this question, in which the respondents were given a choice between regular and extra-curricular activities, as well as activities outside of the university. (Multiple selections not allowed).

26.7% were involved in extracurricular activities (clubs, student staff), 23.9% in regular classes, which together accounted for about 50%, and 10.3% in regular classes (seminars, graduation theses) and 10.3% in dormitory experiences, which together accounted for about 70 %. Many students feel that they have grown through their on-campus experiences.

What has been your most rewarding experience as a student?



Ability of Language Operation

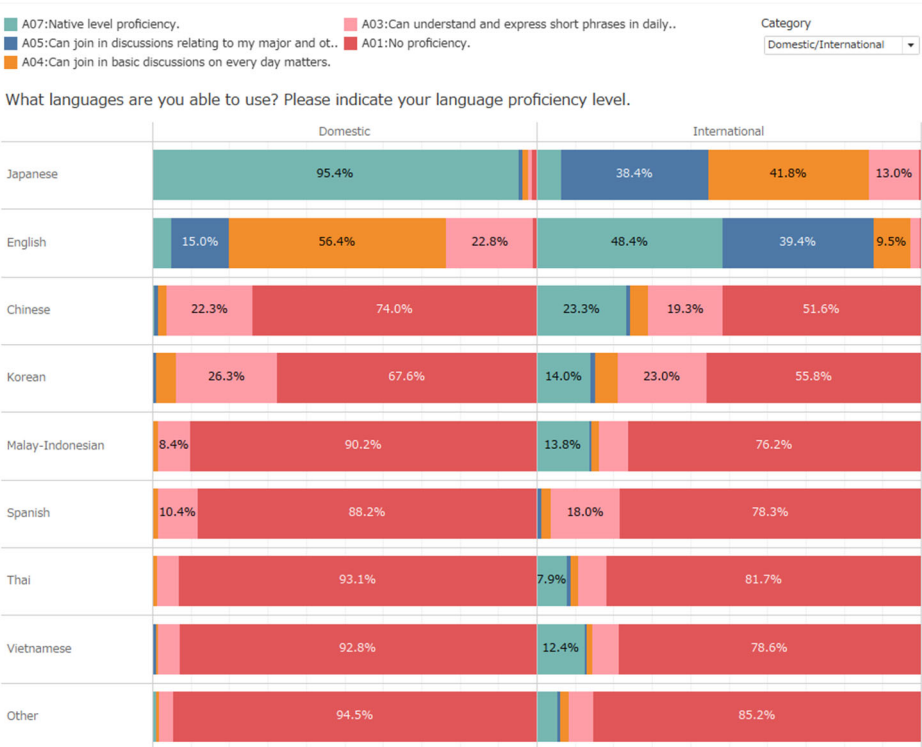
The following are the results of the questions regarding the operational ability of the languages, including the AP language. About 80% of the domestic students answered that their English proficiency was at the "daily life level," which is the sum of "I can understand and speak short, simple expressions in daily life" and "I can participate in discussions on daily matters," while 15% answered that they could "discuss matters related to my field of expertise in English."

About 55% of the international students answered that their Japanese language proficiency was at the "daily life level," and 38.4% answered that they could "discuss matters related to their field of specialization in Japanese."

Korean is the language in which the largest number of AP students, both domestic and international, have acquired the most operational proficiency, followed by Chinese.

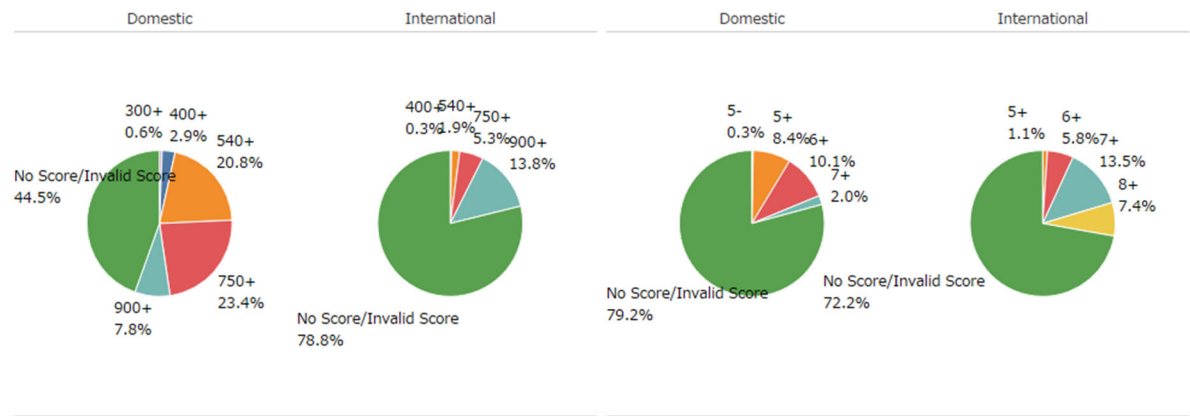
English Scores

The results of the question about English language scores held are shown below. Among domestic students, 55.5% hold TOEIC-IP scores and 20.8% hold IELTS scores.



TOEIC-IP(10-990)(グラフ)

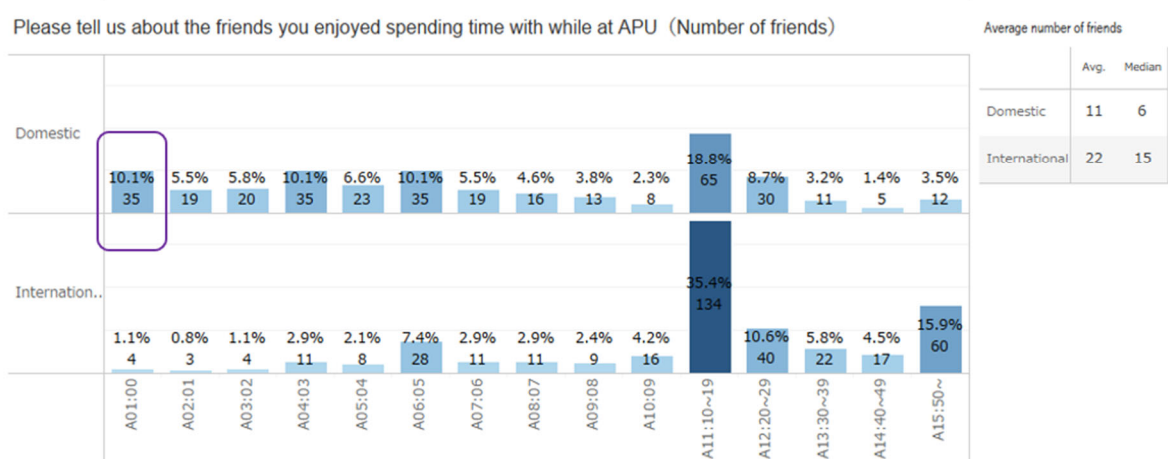
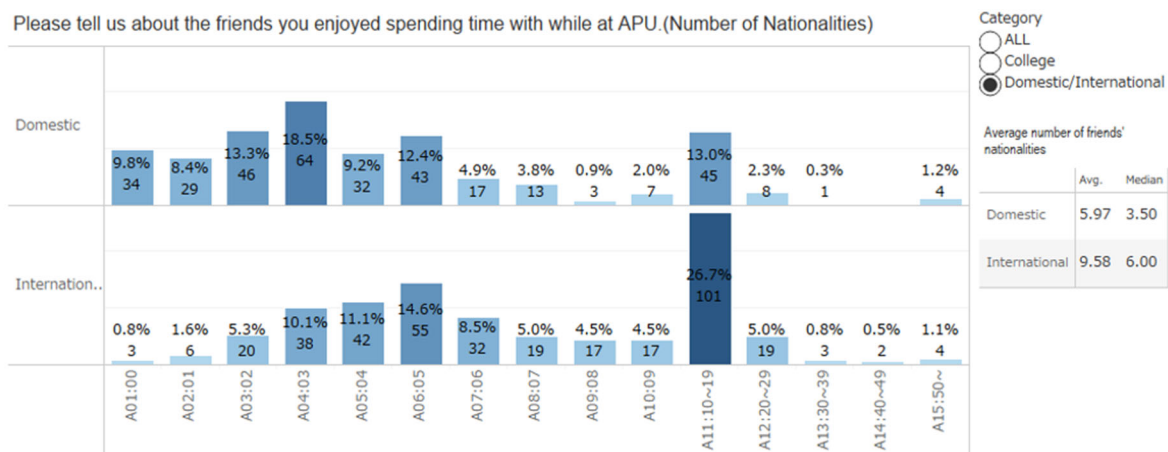
IELTS(1-9)(グラフ)



While in APU

Friendships with other nationalities

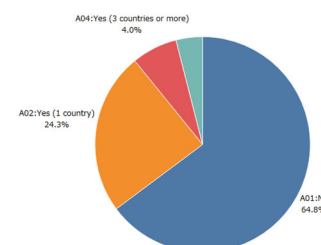
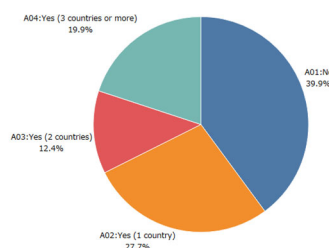
The question asked about friendships with other nationalities, divided into the number of "friends with whom one can share hobbies and fun" and the number of nationalities of these friends. Domestic students reported having an average of 11 friends from about 6 countries, while international students reported having 22 friends from about 9.6 countries. On the other hand, 10% (35) of the domestic students reported having zero multinational friends.



Overseas Travel

The following are the results of the question regarding whether the students have traveled abroad during their study leave or vacation. The AY2022 graduates were affected by the fact that their second and third years were under overseas restrictions due to the COVID-19(Spring 2020-Fall 2021), which prevented them from having the opportunity to travel abroad. The percentage of domestic students who have never traveled abroad has doubled to about 40% compared to March 2020 graduates (21.6%).

Did you travel outside of Japan while you were at APU? Examples include holiday travel and internships. Do NOT include programs offered by the University.

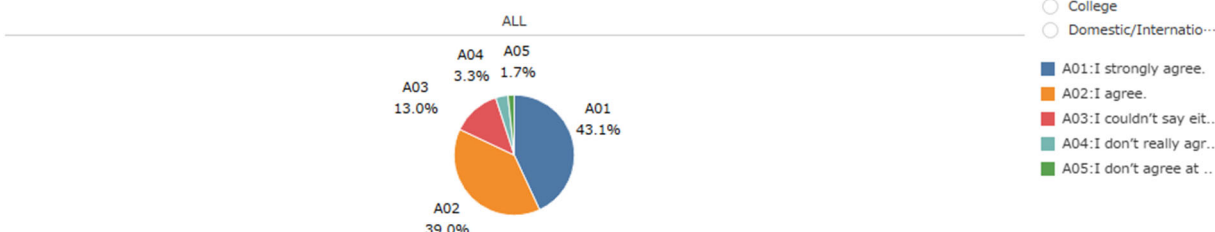


Satisfaction with APU

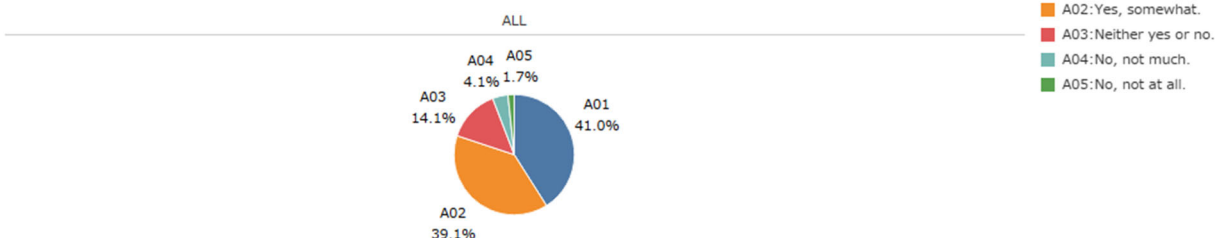
The results of questions regarding satisfaction with the university were divided into three categories: "Would you recommend APU to others (recommendation to others)," "sense of belonging to APU," and "pride in having graduated from APU". In both cases, positive opinions exceeded 80%. ("Recommendation to others," 82.1%; "Sense of belonging," 80.1%; "Pride," 84.9%). This is an increase of 3 to 9 percentage points over the pre-COVID-19 (2019 graduates).

	AY2019	AY2022
Which best describes how you feel about the following statement: "I encourage my friends who are not APU students to apply if I think they would suit the APU environment."	73%	82%
Do you feel as though you have become a part of the APU community?	77%	80%
Which best describes how you feel about the following statement: "I am proud to be an APU student."	78%	85%

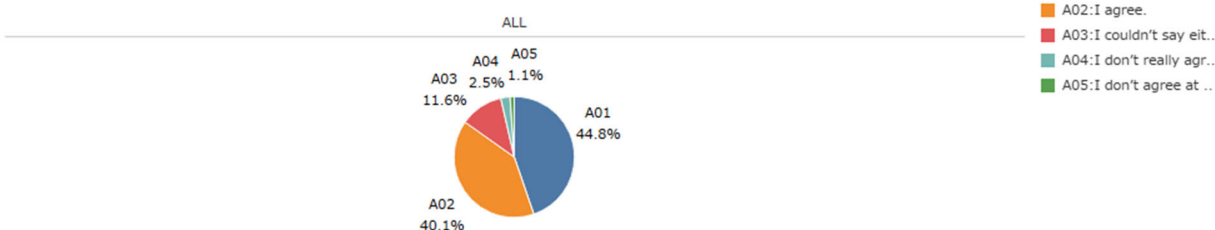
Which best describes how you feel about the following statement: "I encourage my friends who are not APU students to apply if I think they would suit the APU environment."



Do you feel as though you have become a part of the APU community?



Which best describes how you feel about the following statement: "I am proud to be an APU student."



Career Opportunities after Graduation

Career Opportunities after Graduation

The following are the results of the question about post-graduation career paths. The career decision rate for domestic students at the time of employment was 84.7% (2.6% going on to higher education and 82.1% finding employment), while the rate for international students was only 55% (13.5% going on to higher education and 41.5% finding employment). In addition, 45% graduated undecided. The breakdown of international students who are undecided is 34.1% who will continue their job search in Japan, 47.1% who will continue their job search outside of Japan, and 18.8% who are preparing for higher education. The total number of students (those who have decided and those who plan to take the entrance exam) who choose to go on to graduate school is 101, or 14% of all graduates.

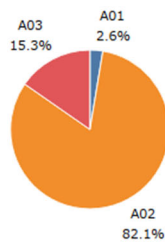
■ A01:(a) I have been accepted to a graduate or other progra..
■ A02:(b) I have secured employment.

Category

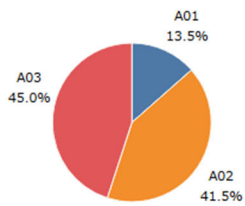
Domestic/International

Please tell us about your future plans. Have you decided on your career path, job, or further education?

Domestic



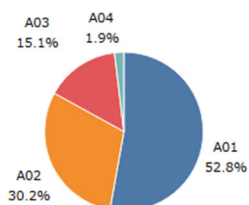
International



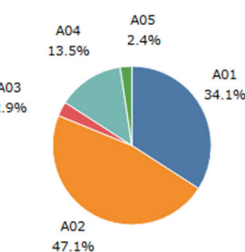
■ A01:I looked for a job in Japan while enrolled, and will conti..
■ A02:I will look for a job in a country other than Japan after g..
■ A03:I have applied to graduate school(s) in Japan.
■ A04:I have applied to graduate school(s) in a country other t..
■ A05:I have applied to graduate school(s) in Japan and other ..

If your plans are not yet confirmed or if you are undecided

Domestic



International



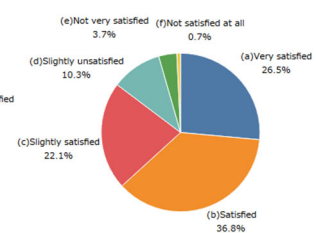
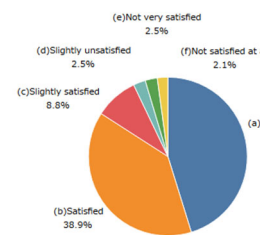
Satisfaction with career path

The results of the question regarding satisfaction with the career path are shown below. Positive opinions ("very satisfied," "somewhat satisfied," and "somewhat satisfied") were 90.4%. International students' positive opinion was 85.4%, 7.5 points lower than that of domestic students (92.9%).

Are you satisfied with the career path you will take after graduation?

Domestic

International



Category

☐ ALL
☐ College
☒ Domestic/International

Answer:

■ A1: (a) Very satisfied
■ A2: (b) Satisfied
■ A3: (c) Slightly satisfied
■ A4: (d) Slightly unsatisfied
■ A5: (e) Not very satisfied
■ A6: (f) Not satisfied at all